

mark

fw.d sign solutions





introduction to fwd

fwd are experienced design consultants specialising in the design of unique pedestrian and transport wayfinding and information systems that communicate the identity and navigation of places and spaces. We have extensive national and international experience working across public and private sectors and have the proven tools to deliver the highest standards of accessible information and fit for purpose signage product, detailed for durability and ease of updating.

As experts in the design and implementation of pedestrian wayfinding systems we recognise that

not everyone has the budget to fund bespoke design. We have addressed this challenge with the creation of our own range of quality-designed signage systems developed from our best practice experience and standards. Our ready-to-go systems are modular and can be easily and quickly customized to reflect your brand and to create a unique local design solution.

To deliver a quality installation we partner with specialist manufacturers we know well from previous collaborations implementing many world-class wayfinding and signage projects. As the supplier they will

support you by having your signage installed within a short lead time and because the fwd product ranges are already designed, developed and tested, we can provide up front costs helping you accurately budget projects from the very start.

Alternatively you can tender your procurement with confidence, knowing the end result will be of the highest quality design and manufactured to your precise specifications.

We can support the supply of our signage ranges with our consultancy services including wayfinding, identity, graphic and map design services.

www.fwdesign.com

mark is the trail blazer

mark has grown up within the frank family and is now branching out as a standalone system in his own right. A totally new and innovative approach to route marking and discovery, mark provides reassurance at a glance that you are on the correct trail and encourages wider discovery for those who wish to investigate an area further.

Fabricated in stainless steel with a vitrous enamel top cap, mark is extremely flexible in the way he carries information with options including aluminium with a durable paint and lacquer finish top cap and double-sided infill panel options. A low voltage LED lighting module offers feature illumination, ideal in defined areas that are frequently used at night.

mark



product family



marker bike


marker top cap

marker tall

marker illuminated

marker illuminated tall

graphic applications



Route

I.D

Directional

Heritage


Statutory





marker bike

family members



dimensions

H 1000mm x W 150mm X D 100mm

frame

Fabricated 316 grade stainless steel with a shot-peened finish. Optional top cap or infill panels for branding or graphic information, if required.

Each bike stand can support two bikes. Minimal footprint allows for use in small/narrow locations. Designed as an integral part of the wider frank 'family', creating a holistic aesthetic for town centre environments.

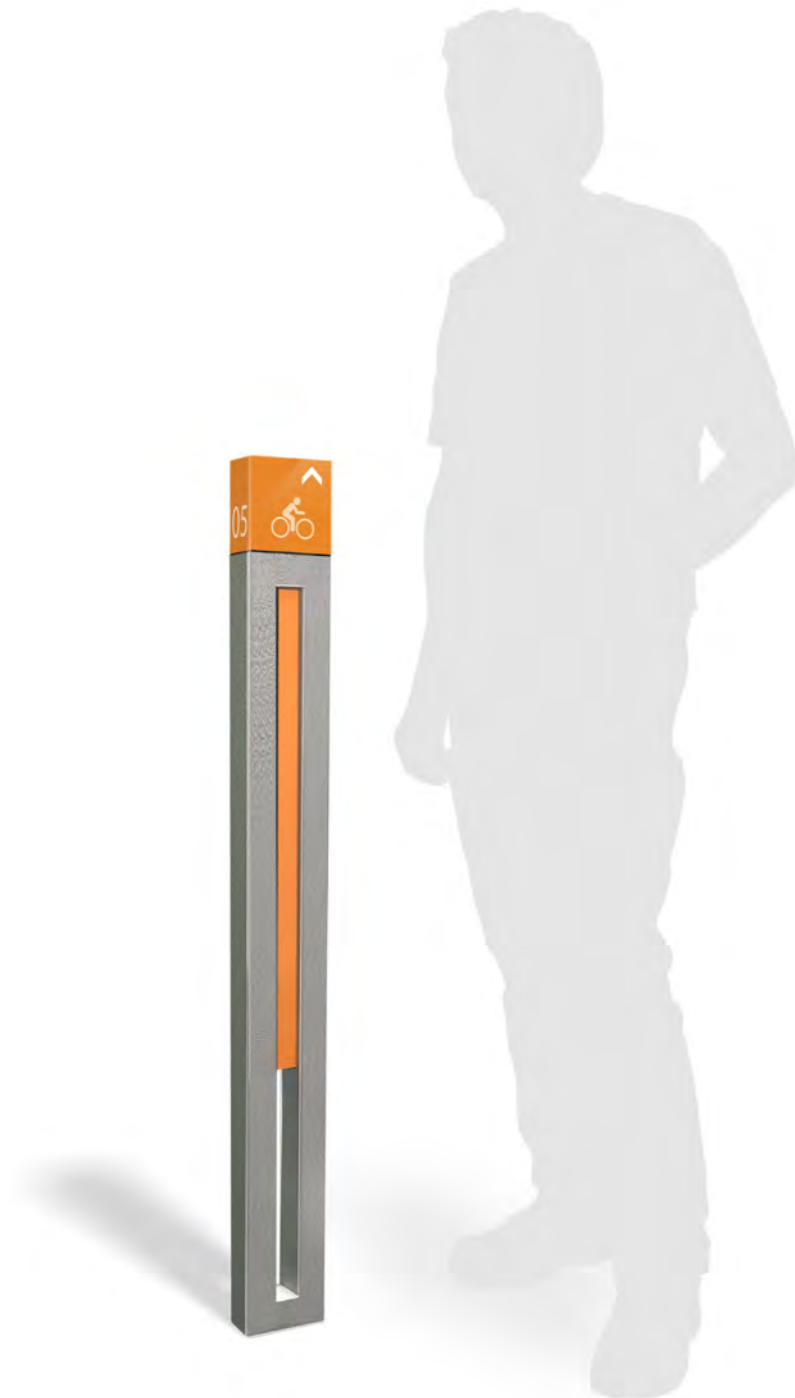
options

In his most basic form the standard marker can be used for a variety of different uses from bike racks in clusters to boundary markers.


registered design: 001604026-0001



marker



family members



dimensions

marker H 1150mm x W 150mm x D 100mm

frame

Fabricated 316 grade stainless steel frame with a shot-peened finish provide the highest levels of durability.

top cap

Fabricated steel top cap with a vitreous enamel finish ensure durability of graphics. Matching in fill panels for branding or graphic information as standard.

options

Bespoke graphics can be applied to the inset panels which can also be extended to fill the whole gap, or shortened according to requirement.

Options include the use of different materials for example, aluminium with vinyl graphics and a durable paint and lacquer finish where vandal resistance is less of an issue.


Marker is ideally suited to act as a 'bread crumb' device, conveying minimal graphic information, on a cycle route or heritage trail. Useful in conjunction with a map panel at the start and interpretive information at the end.

fwdesign registered design: 001604026-0001

marker tall



family members



dimensions

H 2500mm x W 150mm X D 100mm

frame

Fabricated 316 grade stainless steel with a course shot peened finish applied.

top cap

Fabricated top cap in vitrous enamel for maximum durability. Other options available include a durable paint & lacquer finish. Matching infill panels for branding or graphic information as standard.

Various lengths available.

options


Bespoke graphics can be applied to the inset panel which can also be extended to fill the whole gap, or shortened according to requirement.

Options include the use of different materials for example, aluminium with a polyester powdercoat finish and a durable lacquer.


Marker tall is ideally suited to act as a 'breadcrumb' device, conveying minimal graphic information, on a cycle route or heritage trail. Useful in conjunction with a map panel at the start and interpretive information at the end.

registered design: 001604026-0001

marker illuminated



family members



dimensions

marker H 1000mm x W 150mm x D 100mm

frame

Fabricated 316 grade stainless steel frame with a shot-peened finish provide the highest levels of durability.

illumination


White LED's provide illumination behind an opal acrylic diffuser providing feature lighting. This is ideally suited to providing illumination to pedestrian areas that need to be accessed after dark.

fwdesign registered design: 001604026-0001

marker illuminated tall



family members



dimensions

H 2500mm x W 150mm X D 100mm

frame

Fabricated 316 grade stainless steel frame with a shot-peened finish provide the highest levels of durability.

illumination

White LED's provide illumination behind an opal acrylic diffuser providing feature lighting. This is ideally suited to providing illumination to pedestrian areas that need to be accessed after dark.

fwdesign registered design: 001604026-0001



Chapel

Jubilee Cemetery

contact us

If you require any further information
or have an enquiry we'd love to hear
from you...

fwdesign limited
the design hub
41 Brookley Road
Brockenhurst
Hampshire
SO42 7RB

+44 (0)7717505701
enquire@fwdesign.com
www.fwdesign.com/product