



fw.d sign solutions

Welcome to  
**Victoria Cemetery**

**About.**  
Victoria Cemetery is used for burials in existing family plots. Although no new spaces are available, the cemetery has an inviting space for nature conservation, schools educational visits, and recreation. Occupying 6.5 acres amongst a very industrial area of Victoria, the cemetery provides a tranquil retreat away from the busy goings on that surround the site.

**Dir's and Signs**

**10**

**Facilities** **Opening & Closing Times** **Contact & Booking**

fw.d



## introduction to fwd

fwd are experienced design consultants specialising in the design of unique pedestrian and transport wayfinding and information systems that communicate the identity and navigation of places and spaces. We have extensive national and international experience working across public and private sectors and have the proven tools to deliver the highest standards of accessible information and fit for purpose product, detailed for durability and ease of updating.

As experts in the design and implementation of pedestrian wayfinding systems we recognise that

not everyone has the budget to fund bespoke design. We have addressed this challenge with the creation of our own range of quality-designed signage systems developed from our best practice experience and standards. Our ready-to-go systems are modular and can be easily and quickly customized to reflect your brand and to create a unique local design solution.

To deliver a quality installation we partner with specialist manufacturers we know well from previous collaborations implementing many world-class wayfinding and signage projects. As the supplier they will

support you by having your signage installed within a short lead time and because the fwd product ranges are already designed, developed and tested, we can provide up front costs helping you accurately budget projects from the very start.

We can arrange competitive quotations and support procurement with confidence, knowing the end result will be of the highest quality design and manufactured to your precise specifications.

We can support the supply of our signage ranges with our consultancy services including wayfinding, identity, graphic and map design services.

[www.fwdesign.com](http://www.fwdesign.com)

## lily is respectful

lily has been specifically developed to promote cemeteries and to deliver the information and wayfinding needs of cemeteries regardless of their size and amenity provision.

Conceived around a versatile set of square format graphic modules configured horizontally, lily's content can be easily adapted to be location specific, eg: with the inclusion of a wayfinding map element or perhaps an interpretive panel.

Detailed for installation onto existing walls and fencing at the entrance points of green spaces. Available also as free-standing structures and with a range of frame options, lily is specified to be durable, fit for purpose and adaptable in carrying bespoke graphics and mapping information.

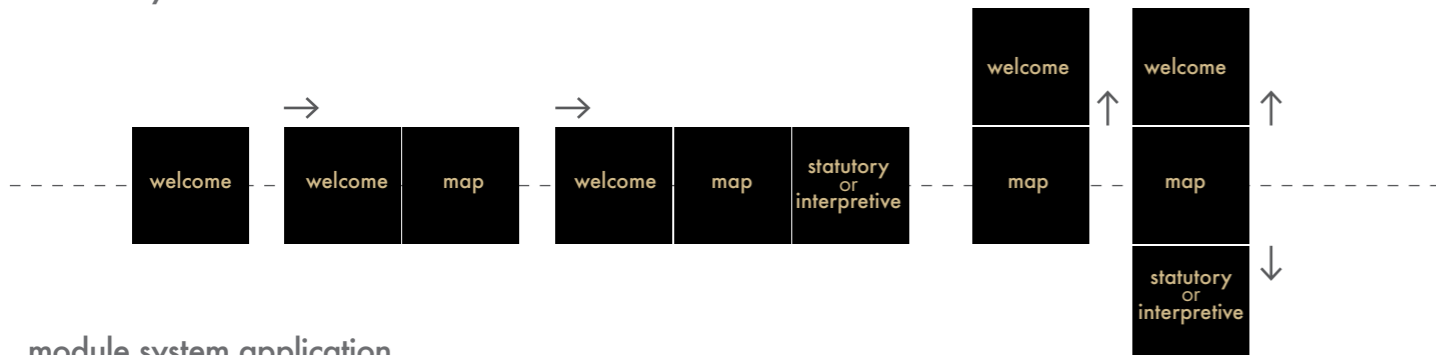


lily freestanding jack

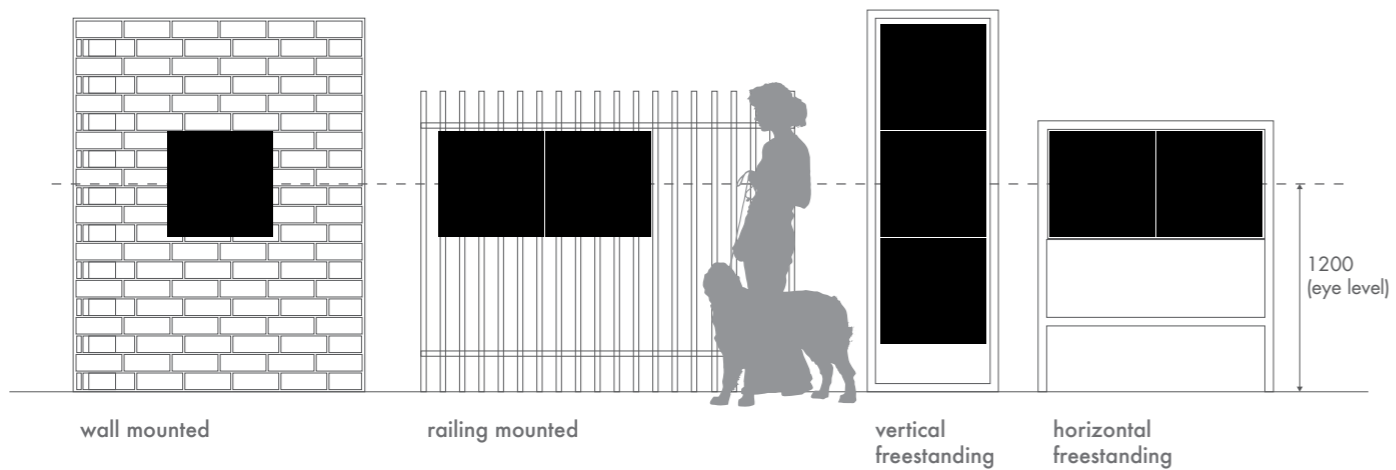
# module

The Lily family is based on a modular information system to accommodate cemeteries that vary in size, type and offer. A modular information system will provide the flexibility to deliver an information provision consistently across the varied environments and cemetery entrances. The same graphic modules can be configured both vertically and horizontally and can be applied to railings, walls or free standing signage alike.

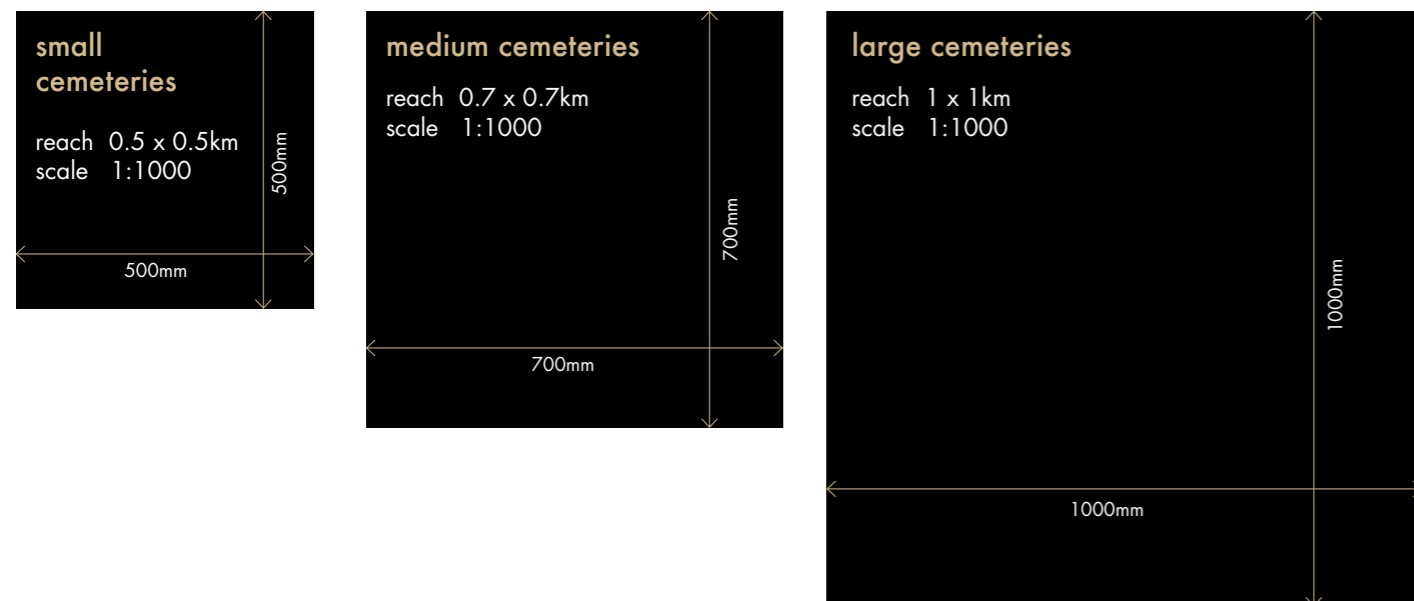
## module system



## module system application



## map size variants



# information type

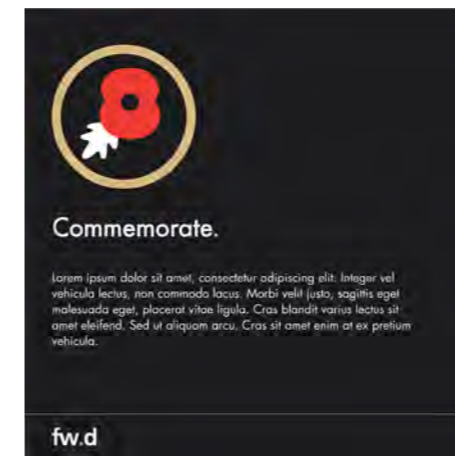
To accommodate the wide diversity and breath of amenity provision across cemeteries, the information system needs to have a high level of flexibility and modularity in application. Our recommended approach is to adopt a square graphic format combined with a set of key information components. These elements can stand alone or combined in groups, installed in both horizontal and vertical configuration variants.



welcome

map

don'ts



do's



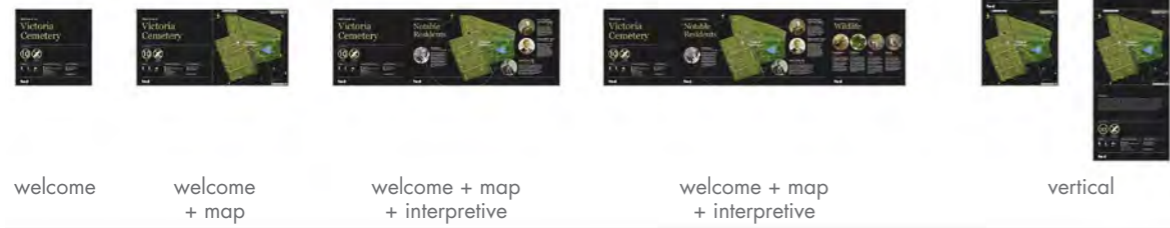
interpretive

Wherever possible the main welcome/entrance signage should be installed in an accessible position, preferably in an external position where user access can be ensured at all times. In those locations where cemetery perimeter railings or walls are present, installation to this existing provision can be a quick and cost effective alternative to creating ground foundations.

Wayfinding is enhanced with the consistent provision of a location map positioned at every primary entrance point. Maps are internationally understood, they present information in an accessible and intuitive format and when well designed are a powerful communication device. We recommend a bespoke map draw style rich in detail and visual appeal to attract attention and communicate the breadth of amenity each cemetery has to offer.

# cemetery sign family

## wall & railing mounted



## freestanding - jack frame



## freestanding - frank frame



## special




## notable residents (interpretive panel) 1



Sensitive choice of colour, font and graphic layout is crucial in creating a respectful visual aesthetic. The optional inclusion of 'Notable Residents' interpretive information can help raise awareness and broaden visitor engagement.

## marker details 2



Cemeteries present unique wayfinding challenges and for unfamiliar visitors finding certain zones and identifying individual plots can be difficult and distressing. We have developed a range of graphic solutions and waymarker structures to help you sensitively address these challenges.

# wall & railing mounted

With clean and simple lines, lily is elegantly proportioned with a minimal frame detail to emphasise the bold, clear graphics. Engineered to quickly and easily attach to existing walls or railings.

## Graphic Panel

Vitreous enamel panels for highest levels of durability. Alternative print specifications including vinyl behind glass and aluminium with anti graffiti finish are also available.

## Interpretive Information

Optional interpretive information can attract attention and enhance visitor experience and engagement.

## Frame

Extruded aluminium frame with standard silver anodised finish or alternative paint finish to client colour specifications. Frame allows for easy update of graphics without the need for adhesives.

## wall & railing mounted family



# freestanding - jack frame

Designed for those locations where wall and railing fixing is not available, the lily graphic panel is carried by the jack frame option. Available in either single or double sided configurations.



Graphic Panel

Standard daisy extruded aluminium frame and graphic panel allows for the quick updating of graphics without the need for adhesives.

Frame

Durable aluminium T section frame with polyester powder paint finish to your colour specification.

Tapping Rail

For those locations that need to be access compliant.



# freestanding - frank frame

Designed as an alternate option to the jack frame, the frank variant is also available in either single or double sided configurations.



Graphic Panel

Standard daisy extruded aluminium frame and graphic panel allows for the quick updating of graphics without the need for adhesives.

Frame

Stainless steel 316 box section framework with coarse shot peened finish.



# specials


For your wider information and navigation requirements, lily is complemented with a range of special products.




marker tall



marker short



frank fingerpost

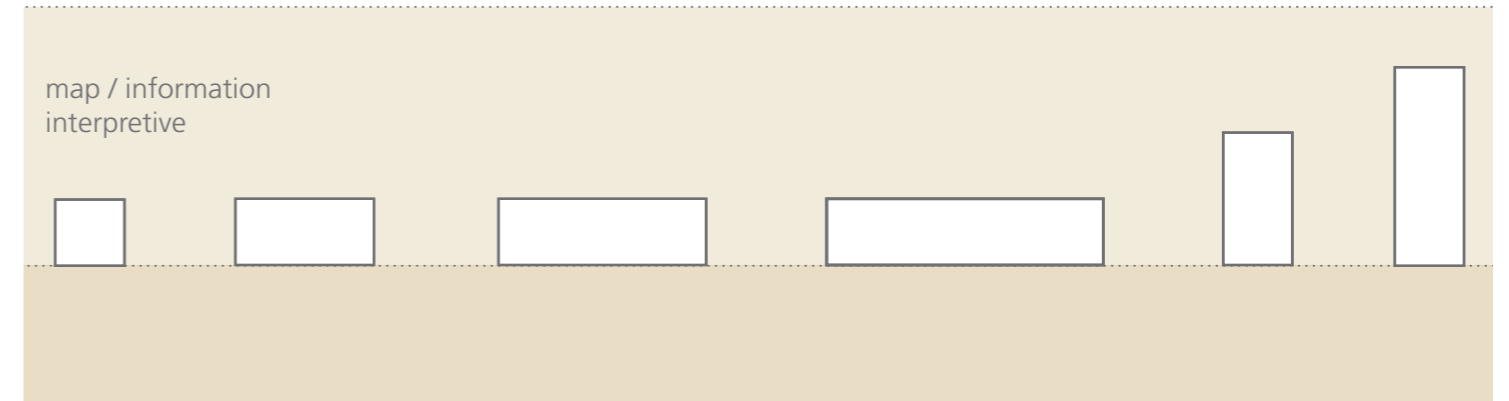


jack fingerpost

# wall & railing mounted



## information zones



## dimensions

- horizontal one H 519mm x W 519mm x D 50mm
- horizontal two H 519mm x W 1019mm x D 50mm
- horizontal three H 519mm x W 1519mm x D 50mm
- horizontal four H 519mm x W 2019mm x D 50mm
- vertical two H 1019mm x W 519mm x D 50mm
- vertical three H 1519mm x W 519mm x D 50mm

## frame

Extruded aluminium carrier frame holds graphic panels allowing for the quick and easy updating of information without the need for adhesives.

## information panel

Vitreous enamel graphic panels for highest levels of durability. Alternative print specifications including vinyl behind toughened low iron glass and aluminium with anti graffiti finish are also available.

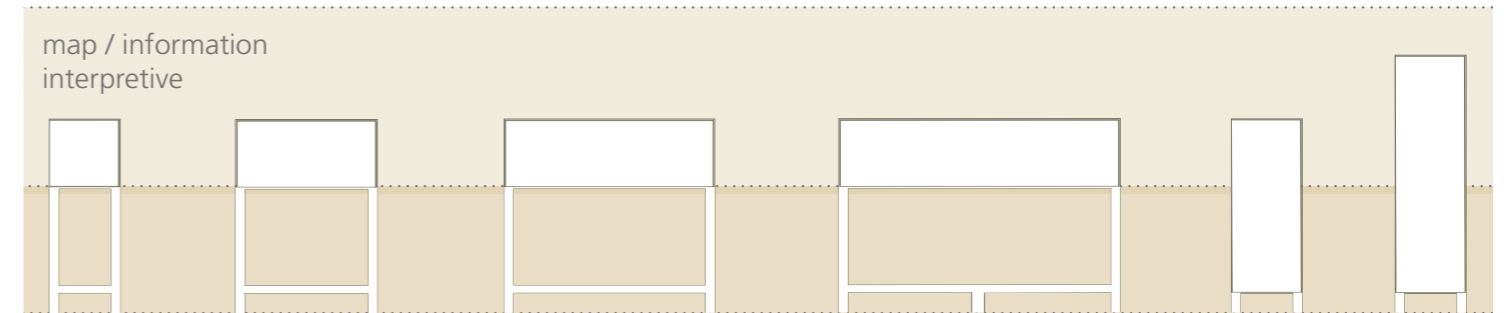
The graphic panels are bordered with a slim extruded aluminum frame. This has a silver anodised finish as standard, or alternative paint finish to client colour specifications.

f.w.design registered design: 001731555-0004

# jack frame



## information zones



## dimensions

- horizontal one H 1480mm x W 559mm x D 120mm
- horizontal two H 1480mm x W 1059mm x D 120mm
- horizontal three H 1480mm x W 1559mm x D 120mm
- horizontal four H 1480mm x W 2059mm x D 120mm
- vertical two H 559mm x W 1480mm x D 120mm
- vertical three H 559mm x W 1980mm x D 120mm

## frame

Extruded durable Aluminium frame with a polyester powder coat paint finish.

Optional 'tapping rail' for locations that need to be access compliant.

Extruded aluminium carrier frame holds graphic panels allowing for the quick and easy updating of information without the need for adhesives.

## information panel

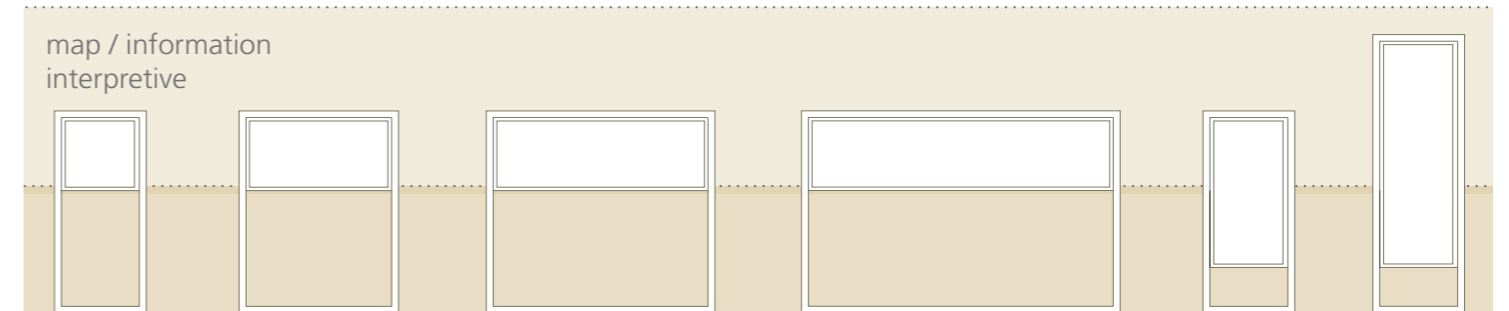
Vitreous enamel graphic panels for highest levels of durability. Alternative print specifications including vinyl behind toughened low iron glass and aluminium with anti graffiti finish are also available.

The graphic panels are bordered with a slim extruded aluminum frame. This has a silver anodised finish as standard, or alternative paint finish to client colour specifications.

# frank frame



## information zones



## dimensions

- horizontal one H 1526mm x W 652mm x D 100mm
- horizontal two H 1526mm x W 1152mm x D 100mm
- horizontal three H 1526mm x W 1652mm x D 100mm
- horizontal four H 1526mm x W 2059mm x D 100mm
- vertical two H 652mm x W 1526mm x D 100mm
- vertical three H 652mm x W 2026mm x D 100mm

## frame

100mm x 50mm 316 grade stainless steel frame with coarse shot peened finish applied. Fully welded with all sharp edges & corners dressed back.


Extruded aluminium carrier frame holds graphic panels allowing for the quick and easy updating of information without the need for adhesives.

## information panel

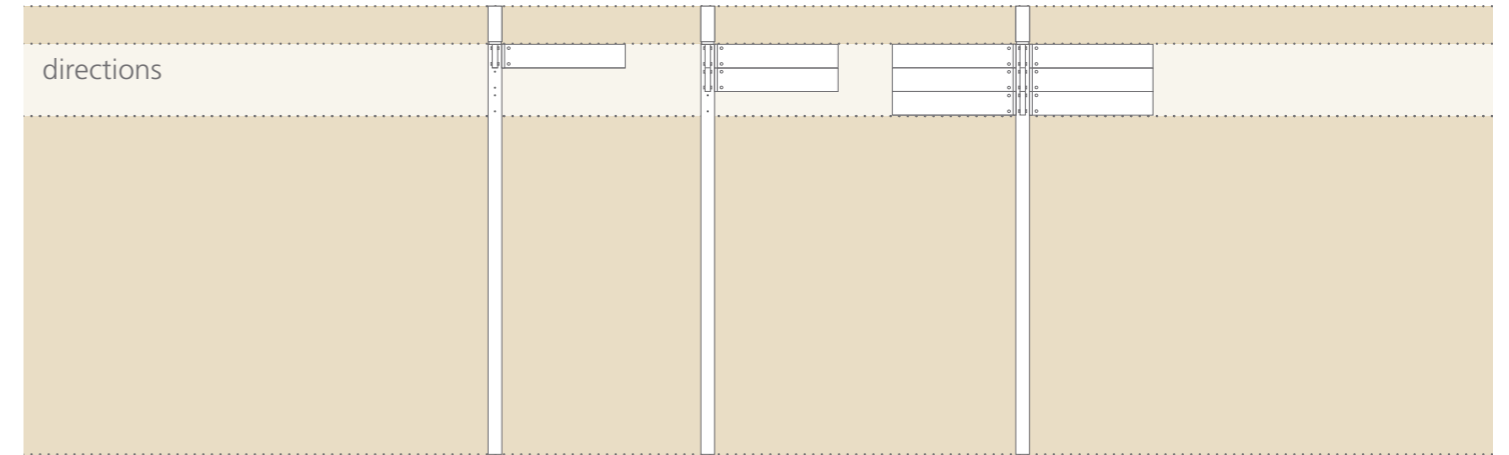
Vitreous enamel graphic panels for highest levels of durability. Alternative print specifications including vinyl behind toughened low iron glass and aluminium with anti graffiti finish are also available.

The graphic panels are bordered with a slim extruded aluminum frame. This has a silver anodised finish as standard, or alternative paint finish to client colour specifications.

# frank fingerpost



## information zones



## dimensions

Post	H 3415mm x W 100mm x D 100mm
2 line finger panel	H 180mm x W 900mm x D 40mm

## post

Square section 316 grade stainless steel with a shot-peened finish as standard. Can also be constructed in 304 grade stainless steel with a polyester powder coat finish in a range of colour options.

## fingers

Fabricated aluminium with vinyl graphics (engraved and in filled graphics an option).

Each finger carries 2 destinations. Fingerpost can accommodate up to 3 sets of 2 fingers (a maximum of 6 destinations in one direction); fingers can be provided at 45 degree increments if required. Suitable for multi-lingual needs.

## options

The fingerpost can be finished with an optional open finial. This can also be used as a branding device and is filled with a variety of materials, including vitreous, stainless steel or stone.

An optical stainless steel cover plate ensures a clean integration with the surrounding floor finish.

Rapid foundation system facilitates speedy installation and future removal or replacement.

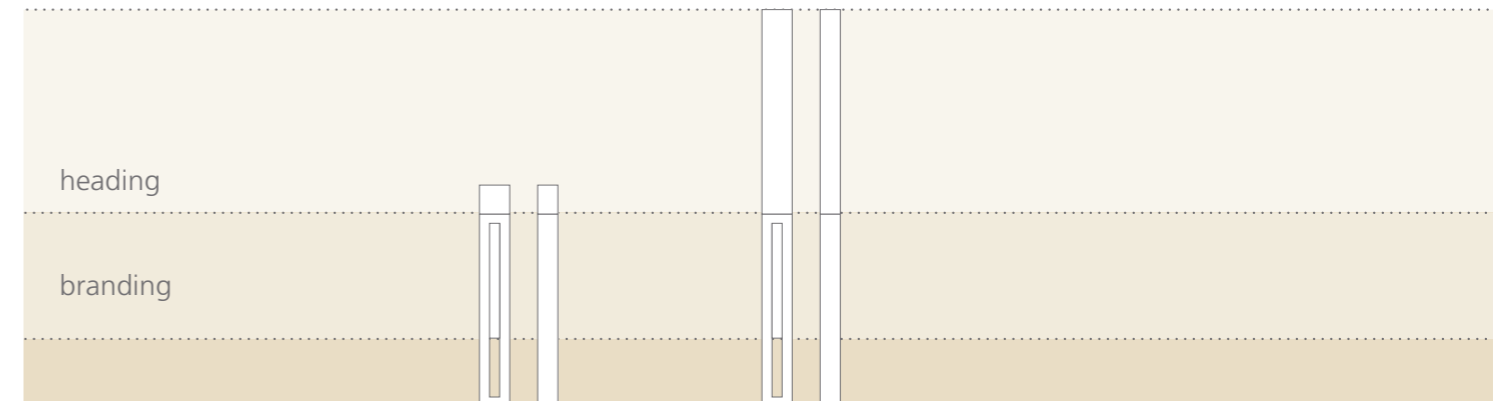
**For General Arrangement see Frank Manufacturing Package**

fwdesign registered design: 001731555-0002

# marker



## information zones



## dimensions

marker	H 1150mm x W 150mm x D 100mm
tall marker	H 2500mm x W 150mm x D 100mm

## frame

Fabricated 316 grade stainless steel frame with a shot-peened finish provide the highest levels of durability.

## top cap

Fabricated steel top cap with a vitreous enamel finish ensure durability of graphics. Matching in fill panels for branding or graphic information as standard.

## options

Bespoke graphics can be applied to the inset panels which can also be extended to fill the whole gap, or shortened according to requirement.

Options include the use of different materials for example, aluminium with vinyl graphics and a durable paint and lacquer finish where vandal resistance is less of an issue.


Marker is ideally suited to act as a 'bread crumb' device, conveying minimal graphic information, on a cycle route or heritage trail. Useful in conjunction with a map panel at the start and interpretive information at the end.

**For General Arrangement see Mark Manufacturing Package**

fwdesign registered design: 001604026-0001

Victoria Cemetery

# Notable Residents



**Phyllis Dixey**  
1914 - 1964

**Henry Edward Manning Douglas**  
1889 - 1935

**Thomas Henry Snow**  
1850 - 1935

**James Chuter Ede**  
1918 - 1965

fw.d

The sign features a central map of Victoria Cemetery with a grid of letters (A-W) and numbers (1-11). A red line traces a path through the cemetery. Surrounding the map are four circular portraits of notable residents, each with a brief biography. The sign is mounted on a dark metal frame and is set against a background of a stone wall and a grassy area with trees.



Chapel

Jubilee Cemetery



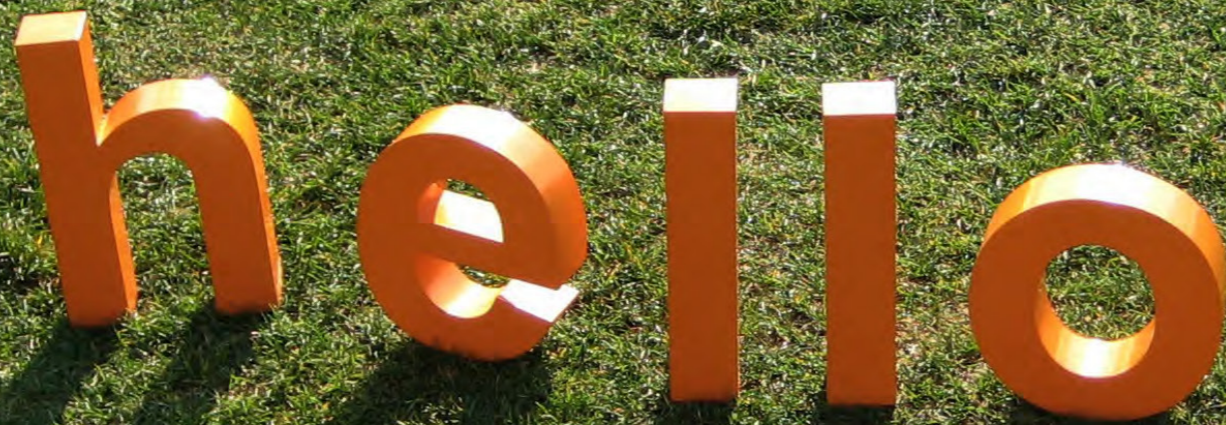
Waterloo Station  
 High Street  
 Tree Trail  
 Gardens  
 Pavilion  
 Pond

mins  
 mins  
 mins  
 mins  
 6mins

Southchurch

Chapel  
 Public Toilets  
 Daisy Cemetery  
 Daisy Gardens

2mins  
 3mins  
 4mins  
 4mins

The word "hello" is spelled out in large, bright orange, 3D block letters on a lush green lawn. The letters are arranged in a slightly curved line, and their shadows are cast onto the grass, indicating a bright, sunny day. The background is a vast, uniform expanse of green grass.

## contact us

If you require any further information  
or have an enquiry we'd love to hear  
from you...

fwdesign limited  
the design hub  
41 Brookley Road  
Brockenhurst  
Hampshire  
SO42 7RB

+44 (0)7717505701  
enquire@fwdesign.com  
[www.fwdesign.com/product](http://www.fwdesign.com/product)